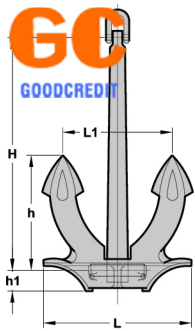
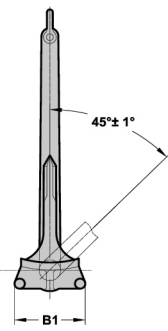


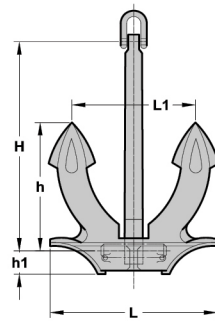
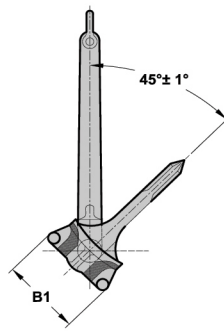
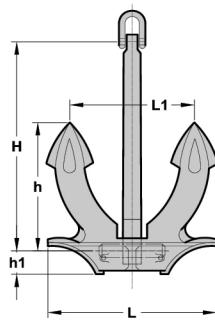
TYPE A,B,C HALL ANCHOR



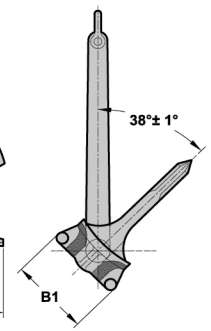
TYPE A HALL ANCHOR



TYPE B HALL ANCHOR



TYPE C HALL ANCHOR



Nominal Weight (kg)	Size (mm)							
	H			h	h1	L	L1	B1
	Type A	Type B	Type C					
40	557	557	430	303	67	430	303	198
60	637	637	492	347	76	492	347	227
100	760	760	590	410	90	584	410	227
125	814	814	629	443	97	629	443	290
150	866	866	665	470	103	760	470	308
180	919	919	718	500	109	710	500	327
240	1019	1019	788	552	120	790	552	361
300	1095	1095	850	595	130	844	595	388
360	1160	1160	898	630	138	898	630	412
420	1160	1160	946	660	145	946	660	434
480	1222	1222	986	690	152	988	690	454
570	1355	1355	1042	732	161	1042	732	481
660	1356	1356	1093	769	169	1096	769	506
780	1506	1506	1170	813	178	1160	813	535
900	1580	1580	1215	855	188	1220	855	560
1020	1645	1645	1268	855	188	1220	855	560
1140	1705	1705	1316	926	203	1319	926	605
1290	1778	1778	1378	891	195	1268	891	584
1440	1844	1844	1448	965	203	1379	965	630
1590	1906	1906	1511	1035	226	1475	1035	677
1740	1966	1966	1571	1068	234	1517	1068	698
1920	2031	2031	1602	1104	241	1568	1104	722
2100	2093	2093	1651	1120	245	1560	1120	732
2280	2150	2150	1716	1165	225	1657	1165	763
2460	2207	2207	1785	1194	262	1700	1194	784
2640	2259	2259	1843	1222	265	1730	1222	796
2850	2318	2318	1890	1253	275	1787	1253	822
3060	2374	2374	1935	1283	282	1832	1283	841
3300	2432	2432	1985	1317	288	1880	1317	862
3540	2490	2490	2032	1349	295	1926	1394	883
3780	2547	2547	2077	1376	302	1965	1376	902
4050	2610	2610	2125	1406	309	2008	1406	924
4320	2695	2695	2171	1435	316	2051	1435	943
4590	2712	2712	2216	1465	332	2093	1465	962
4890	2769	2769	2263	1498	329	2135	1498	984
5000	2800	2800	2317	1510	332	2156	1510	992
5610	2899	2899	2369	1569	345	2234	1569	1031